

TECHNICAL DATA

- Width: 180 mm
- Height: 218 mm
- Depth: 307 mm
- Net Weight: 3,15 kg

INCLUDED

- 1x **USB-C** charging cable
- 1 **strip LED light** with 5 levels of illumination
- 1x **spare** white Marker
- Operating Instructions



CONNECT TO
MYKEYS **PRO**



NETWORK
WITH US



P1LF - DEPL. PROFILE READER - GB



ITALY AND OTHER COUNTRIES
SILCA S.p.A.

Via Podgora, 20 (Z.I.)
31029 VITTORIO VENETO (TV)
Phone +39 0438 9136
Fax +39 0438 913800
E-mail: silca@silca.it
www.silca.biz - www.silca.it

GERMANY
SILCA GmbH

Siemensstrasse, 33
42551 VELBERT
Phone: +49 2051 2710
Fax +49 2051 271172
E-mail: info@silca.de
www.silca.de

FRANCE
SILCA S.A.S

12, Rue de Rouen
Z.I. Limay-Porcheville
78440 PORCHEVILLE
Phone: +33 1 30983500
Fax +33 1 30983501
E-mail: info@silca.fr
www.silca.fr

SPAIN
SILCA KEY SYSTEMS S.A.

Avinguda Confent, 52 Nave 7
08915 BADALONA
Phone: +34 93 4981400
E-mail: silca@silca.es
www.silca.es

BENELUX
H. CILLEKENS & B.V.

Metaalweg, 4
6045 JB ROERMOND
Phone: +31 475 325147
Fax +31 475 323640
E-mail: info@hcillekens.nl
www.hcillekens.nl

UNITED KINGDOM
**SILCA LTD. & ADVANCED
DIAGNOSTICS Ltd.**

Eastboro Fields
Hemdale Business Park
CV11 6GL Nuneaton
Phone: +44 1293 531134
E-mail: sales@advanced-diagnostics.com
E-mail: sales@silcald.co.uk
www.advanced-diagnostics.com
www.silcald.co.uk





PROFILE Reader

THE ESSENTIAL PARTNER FOR KEY IDENTIFICATION

The Silca Profile Reader is a tool that helps speed up the key duplication process by resolving the key cutter's biggest problem - **identifying the correct key blank to use.**

By combining artificial intelligence, advanced algorithms, and a **memory of over 6,000** residential flat and dimple key profiles, the Profile Reader suggests the best matching Silca reference to use for creating a duplicate key.

ARTIFICIAL INTELLIGENCE-DRIVEN

Thanks to artificial intelligence, Profile Reader is constantly evolving and learning new profiles to become faster in the key recognition process.

INTEGRATED WITH THE MYKEYS PRO ECOSYSTEM

Select the reference proposed by Profile Reader to access the complete key details in Silca's unique MYKEYS Pro catalogue. You could even see the hook position and stock availability. In MYKEYS Pro you will also find comparative key references.

FLEXIBLE SUBSCRIPTION OPTIONS

Various options are available to subscribe to the unique Profile Reader service. Visit www.mykeyspro.com/Plans and Pricing or ask your Silca representative for details.

WIDE KEY COVERAGE

Profile Reader identifies the vast majority of residential flat and dimple keys available on the market.

SPEEDS THE KEY DUPLICATION SERVICE

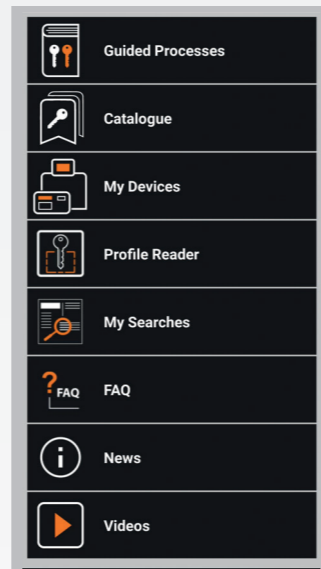
An ideal tool for new or inexperienced key-cutters or for identifying rare key blanks that even an experienced key cutter has never seen before.

GUIDED PROCESS

The Profile Reader app guides you step-by-step through the key identification process with immediate feedback on the accuracy of the photo to speed the result. A tutorial video embedded in the app further supports the process.

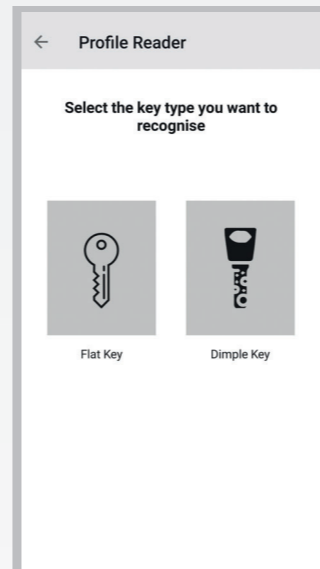


A FEW SIMPLE STEPS CAN LEAD YOU QUICKLY TO THE RIGHT SILCA KEY BLANK




Open Profile Reader from the MYKEYS Pro app

1



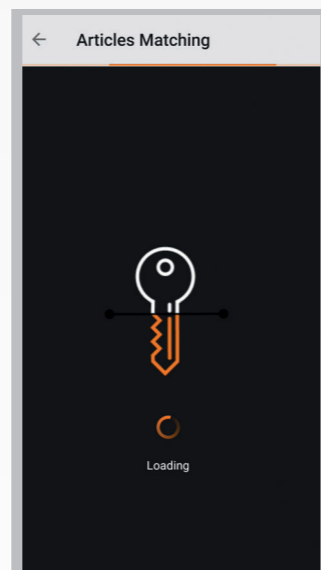
Select either flat or dimple key

2



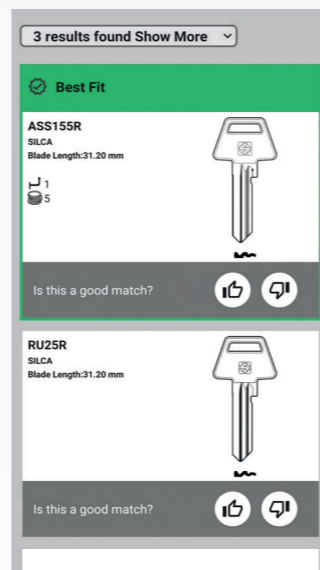
Take 4 photos - 2 photos for each side of the key

3




Artificial intelligence is used to identify the key

4



Profile Reader suggests the best matching Silca profile

5



Select the match to see all the key details in MYKEYS Pro

6



By combining **Artificial Intelligence** and **Advanced Algorithms** the Profile Reader suggests the best matching Silca reference to use for creating a duplicate key.



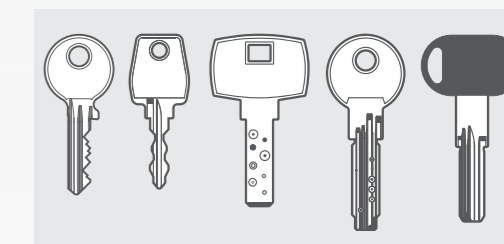
CONNECT TO MYKEYS PRO



LUMI PROFILE Reader



Whilst Profile Reader works great in stand-alone, using the **LUMI Profile Reader** makes it faster and easier to get the best results. Lumi **optimizes the lighting and background conditions** to help make more accurate photos. A special white Marker has guides to help in the positioning and dimensioning of the key to achieve more precise results.



WIDE KEY COVERAGE

EASY TO USE

Simply place the key to be identified in the centre of the white Marker and follow the instructions in the Profile Reader app to take successful photos.

KEY PHOTO GUIDE

The white marker guides key positioning and provides the perfect background for the photo. A spare second marker is revealed by unfastening the 4 corner screws.

READY TO USE

The Lumi Profile Reader is made from durable, solid steel and is supplied with the LED light and white marker photo guide already fitted.

OPTIMIZED LIGHTING

The LED light ensures the key is illuminated in the best way for the photo. Thanks to the motion sensor, once switched on, a pass of the hand is sufficient to activate the light. The LED is rechargeable using the USB-C cable provided. The light strip is magnetic and can be easily detached and reattached as needed.



With just a little practice you will quickly become proficient at identifying keys with the Lumi Profile Reader. Try it first with familiar keys.